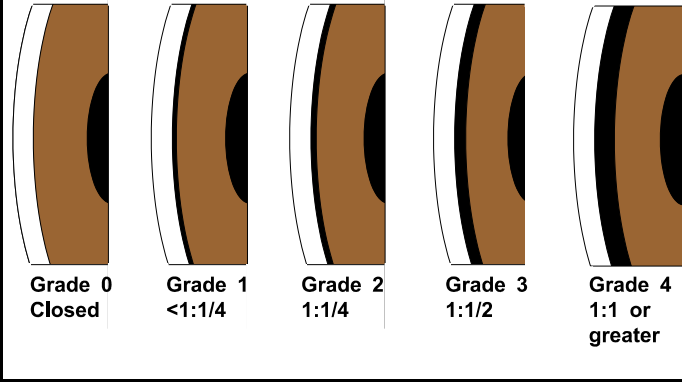
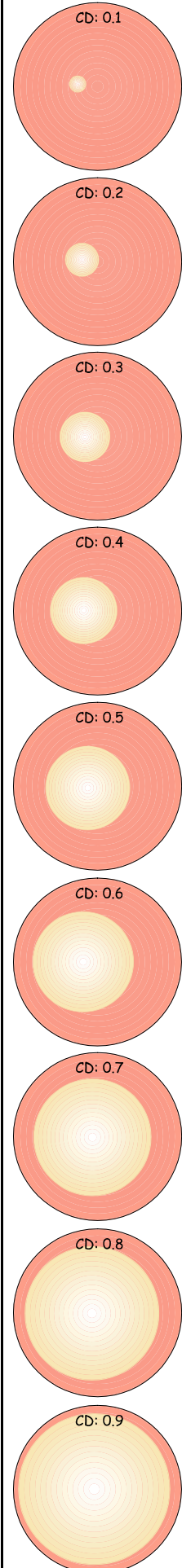


Van Herick (SL 60°)



C:D Ratios



Cup/disc ratio vs Disc diameter

G Macalister¹ PhD FCOptom, ST Hasan² FRCS, C Edelsten³ FRCS FRCOphth MRCP

True diameter	1.2	1.5	1.8	2.2
Measured diameter				
Digital Widefield	0.9	1.1	1.3	1.6
90D and Superfield	0.9	1.1	1.4	1.7
78D	1.1	1.4	1.7	2.0
60D	1.4	1.7	2.1	2.5
Digital High Mag	1.6	2.0	2.3	2.9

Magnification Factor Digital Widefield = 1.4, 90D & Superfield = 1.3, 78D = 1.1, 66D = 1.0, 60D = 0.9, Digital High Mag = 0.8.

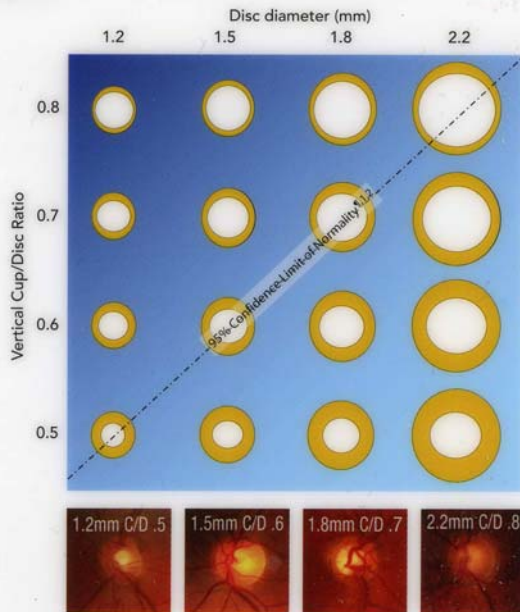


Illustration by G Macalister¹ and Medical Illustration, The Ipswich Hospital. Photographs courtesy of D Garway-Heath¹ (Moorfields Eye Hospital, ⁴Maidstone Hospital, ⁵Ipswich Ophthalmic Unit)

^{1,2,3} Adapted from Jonas JB *et al.* 1990 and Garway-Heath D *et al.* 1998.

Prescribing information can be found overleaf
* Registration in the UK 16/12/1996

First-Line
Xalatan[®]
(latanoprost) 0.005% w/v eye drop solution

10 years of IOP reduction in glaucoma*